

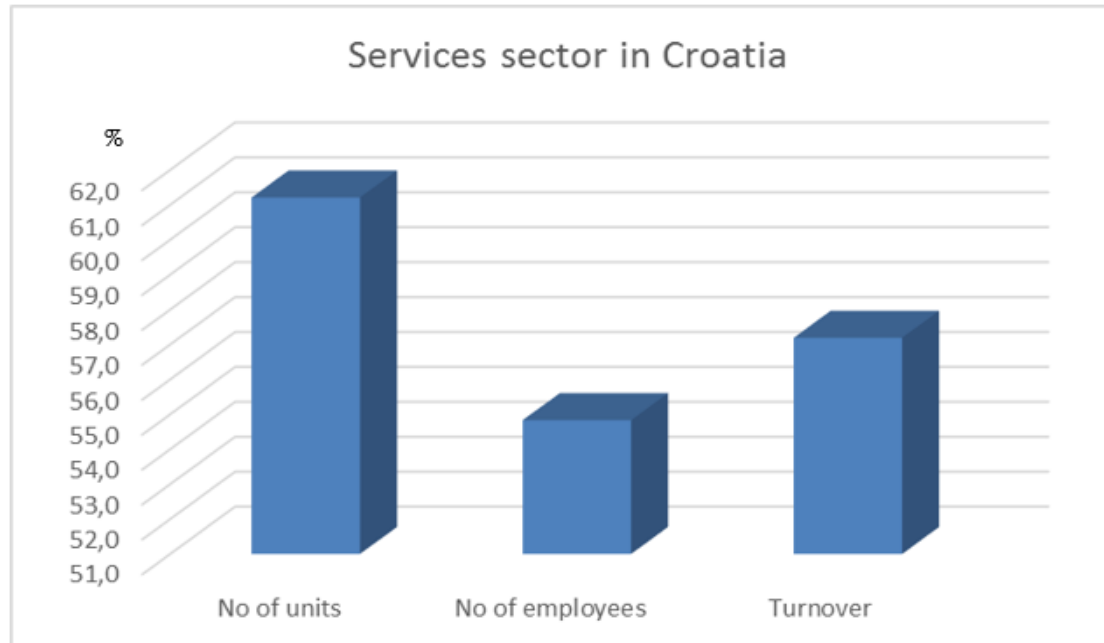
DRŽAVNI ZAVOD ZA STATISTIKU
CROATIAN BUREAU OF STATISTICS

CROATIAN EXPERIENCE IN DEVELOPING SPPIs

Sanda Colić, Services Statistics Department
Lea Bregar, University of Ljubljana

31st Voorburg Group Meeting
Zagreb, Croatia
September 19th to September 23rd, 2016

SERVICES SECTOR IN CROATIA



- Great economic importance:
 - Over 60% of business entities registered in service activities
 - Over 50% of employees and of turnover

SERVICES SECTOR IN CROATIA

- services sector recently covered by CBS

- Turnover



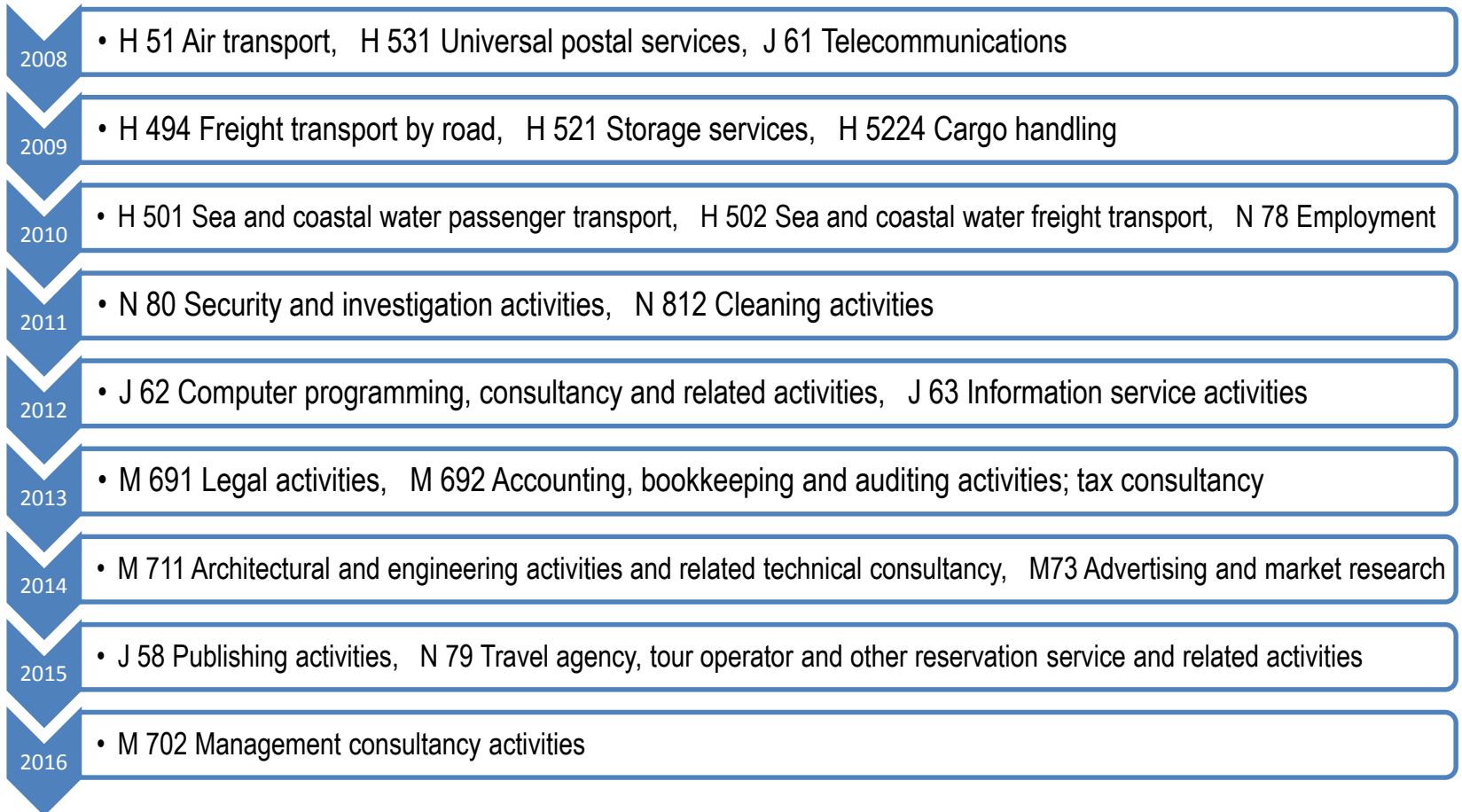
- SPPIs



STARTING POINTS IN SPPI DEVELOPMENT

- Started in 2008 within the MB Phare 2006 Project
- Centralized approach – one department in CBS covers all SPPI
- New area of work: no experience with price indices or with other services sector
- Lack of resources - focus on the activities required by STS Regulation
- Started with the simplest service activities (only few companies) - air transport of passengers (H 51), universal postal services (H 531) and telecommunications (J 61)
- Introduction of other service activities step-by-step based on the experience gained from the first ones

DEVELOPMENT OF SPPIs IN CBS OVER YEARS

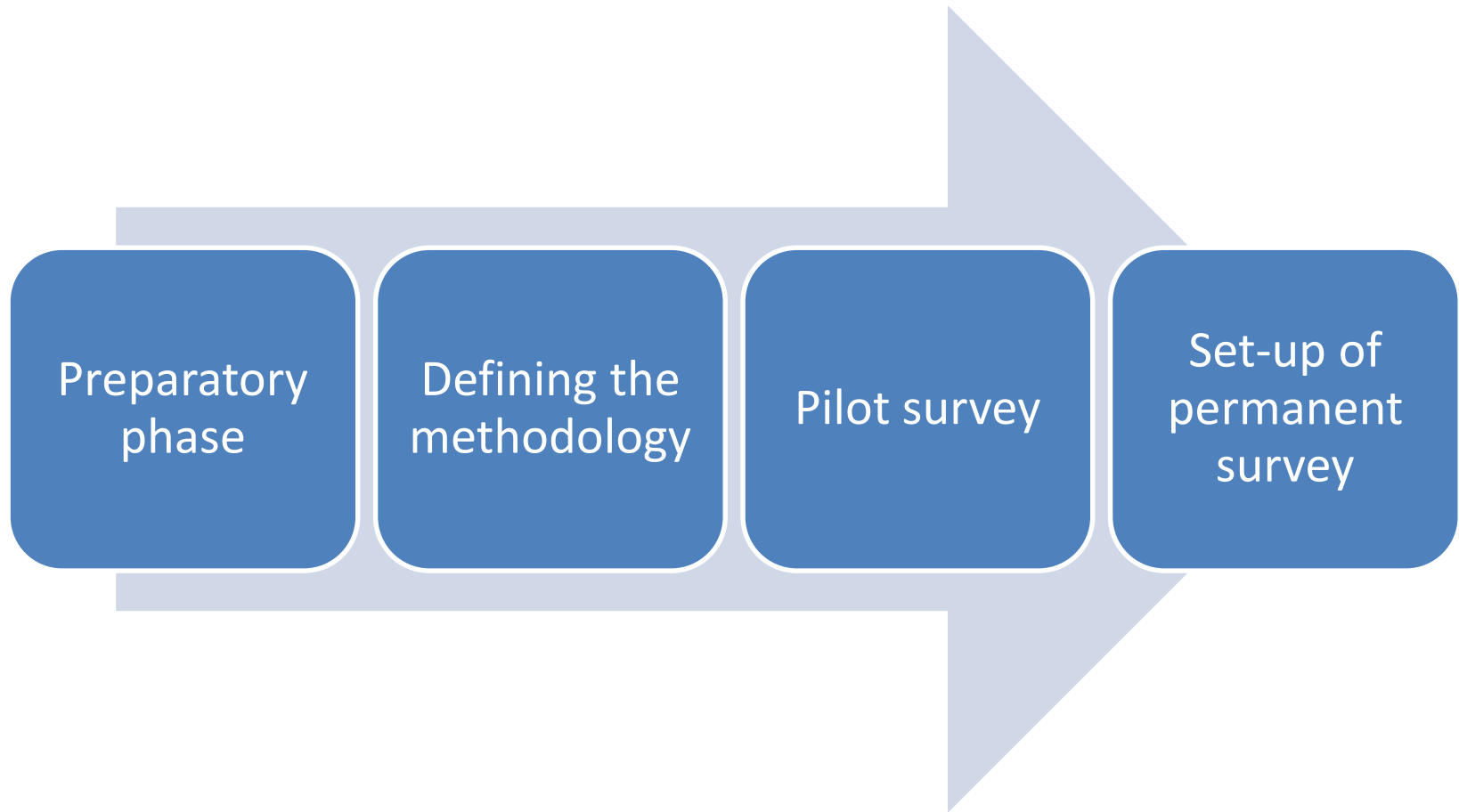


SUPPORT BY EU PROJECTS

- Several EU projects: MB Phare, IPA, EG
- Considerable support
- But also obligation



PHASES OF THE DEVELOPMENT PROCESS



PREPARATORY PHASE

- Familiarizing with respective service activity:
 - research of services produced by using classifications
 - size and structure of the services sector (VAT, SBR, Financial Agency) – the distribution of units by size in terms of number of employees and turnover
 - study of available methodological materials:
 - Eurostat-OECD Methodological Guide for developing Producer Price Indices for Services
 - Voorburg Group website
 - CIRCABC group
 - establishing contacts with market representatives, associations and main companies

DEFINING THE METHODOLOGY

- Breakdown of groups of services
- Pricing mechanisms and pricing methods
- Treatment of quality changes
- Weights
- Index formulae
- Sample frame and sample design

PILOT SURVEY

- To get feedback information on all methodological elements and to identify if something should be corrected and improved
- A good base for future regular survey
- Requires serious work (sample design, questionnaire, data processing, assessing results)
- In some cases – preliminary questionnaires to find out about respective service activities
- Important to evaluate results from pilot survey

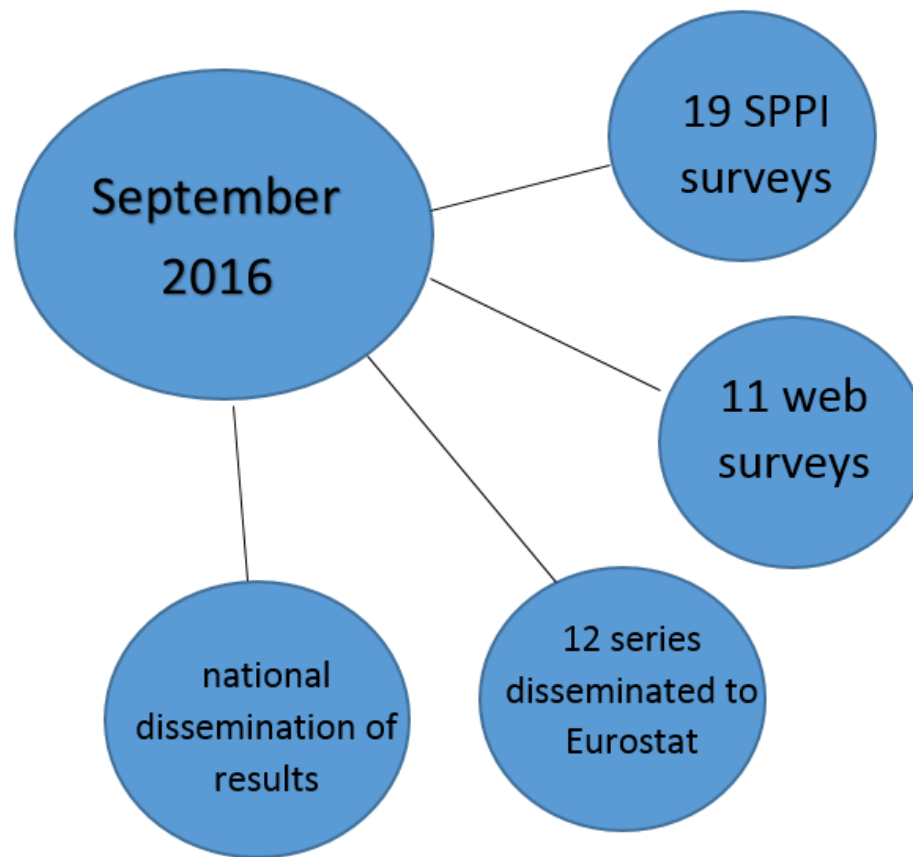
SET-UP OF PERMANENT SURVEY

- Web-based questionnaires and classical paper questionnaires
- Web application for data collection, data checking, data editing and calculation of indices
- Questionnaires for all SPPI are conceptually harmonized and designed in a similar manner
- Invitation letters – information on survey and gathering contact information from reporting units

CHALLENGES ENCOUNTERED


- Initial challenge – to get familiar with price index concept and services sector
- Difficulties in establishing contacts and arranging meetings with associations and companies
- Data providers do not understand what is meant by a particular phrase in the classification
- Statistical Business Register – not accurate, missclasifications
- Despite all mentioned above, response rate for SPPI surveys is rather high → 81%

CURRENT SITUATION



FUTURE PLANS

- To introduce currently missing SPPIs according to STS Regulation (NACE Rev.2: M 702, H 532, M 712)
- To revise some existing surveys
- Regular transmission of all series to Eurostat
- Better use of results in National Accounts
- Better promotion of statistics



DRŽAVNI ZAVOD ZA STATISTIKU
CROATIAN BUREAU OF STATISTICS

Thank you!

colics@dzs.hr

lea.bregar@ef.uni-lj.si