

DRŽAVNI ZAVOD ZA STATISTIKU
REPUBLIKE HRVATSKE
CROATIAN BUREAU OF STATISTICS

INTERESTING POINTS

Zagreb, May, 1st 2017.

International Workers' Day

The International Workers' Day is celebrated to commemorate the workers' strike in 1886, when Chicago (along with other cities) was a place of huge union movement requiring the legal establishment of 8-hour day. The movement was accompanied with armed attacks on strikers, which resulted in six killed people and a large number of strikers who were injured and arrested.

Upon the decision made by the Second International, that day is celebrated as the International Workers' Day and many countries accepted it as a national holiday. The Constitution of the Republic of Croatia guarantees the right to work and to freedom of work in its Article 55 that stipulates: "Everyone shall be free to choose his/her vocation and occupation, and shall have access to each workplace and post under equal conditions."

The Universal Declaration of Human Rights ¹, adopted and passed at the UN General Assembly on 10 December 1948 stipulates in Article 23:


1. Everyone has the right to work, to free choice of employment, to just and favourable conditions of work and to protection against unemployment.
2. Everyone, without any discrimination, has the right to equal pay for equal work.
3. Everyone who works has the right to just and favourable remuneration ensuring for himself and his family an existence worthy of human dignity, and supplemented, if necessary, by other means of social protection.
4. Everyone has the right to form and to join trade unions for the protection of his interests.

The employment rate of persons aged 20 to 64 reached in EU a new peak at 71.1% in 2016²

In 2016, the employment rate of the population aged 20 to 64 in the European Union (EU) stood at 71.1%, up compared with both 2015 (70.1%) and its previous peak recorded in 2008

¹ Decision on the announcement of the Universal Declaration on Human Rights, Official Gazette: http://narodne-novine.nn.hr/clanci/medunarodni/2009_11_12_143.html

² Employment rates and Europe 2020 national targets, Eurostat: http://ec.europa.eu/eurostat/statistics-explained/index.php/Employment_rates_and_Europe_2020_national_targets



DRŽAVNI ZAVOD ZA STATISTIKU
REPUBLIKE HRVATSKE
CROATIAN BUREAU OF STATISTICS

INTERESTING POINTS

Zagreb, May, 1st 2017.

(70.3%), while the Europe 2020 strategy target is to reach a total employment rate for people aged 20 to 64 of at least 75% in the EU by 2020.

The upward trend in employment rate is visible both for men and women. For men, their employment rate hit 76.8% in 2016, an increase compared with 2015 when it reached 75.8%, but still below its 2008 level (77.8%). As for women, their employment rate has continuously risen since 2010 to reach 65.3% in 2016.

A quarter of Member States already achieved their Europe 2020 employment target

Compared with 2015, the employment rate for those aged 20 to 64 increased in 2016 in all Member States, except Luxembourg where it remained nearly stable. It grew most strongly in Hungary, Slovakia, the Czech Republic, Spain, Lithuania and Malta.

Employment rates above 75% were recorded in Sweden (81.2%), Germany (78.7%), the United Kingdom (77.6%), Denmark (77.4%), the Netherlands (77.1%), the Czech Republic (76.7%), Estonia (76.6%) and Lithuania (75.2%). Among these Member States, the Czech Republic, Germany, Estonia, Lithuania and Sweden have already met their 2020 national targets mentioned in the Europe 2020, as have Ireland and Latvia. Malta is only 0.4 percentage points from reaching its target.


On the other hand, the lowest employment rate was observed in Greece (56.2%), followed by Croatia (61.4%), Italy (61.6%) as well as Spain (63.9%).

The employment rate of persons aged 15 to 64 in Croatia was 56.0% in 2015, which means that it has been constantly rising since 2013, when it reached 52.5%, and 2014, when it reached 54.6%.

Narrowest gap in the employment rates between men and women in Lithuania

The difference between the employment rate of women and that of men aged 20 to 64 was lowest in Lithuania (-1.9 percentage points), followed by Latvia (-2.9 pp), Finland (-3.3 pp) and Sweden (-3.8 pp).

At the opposite end of the scale, the largest difference between the employment rate of women and that of men was observed in Malta (-27.6 pp). Big gaps were also recorded in Italy (-20.1 pp), Greece (-19.0 pp), Romania (-17.6 pp) and the Czech Republic (-16.0 pp).



In Croatia, the employment rate for women aged 20 to 64 amounted to 56.6% in 2016 and 66.2% for men, or -9.6 pp, which is an increase compared to the year before when it reached -9.5 pp.

In the period from 2006 to 2016, as much as five Member States reduced a gap between the employment rate of women and men, with the exception of only Romania, Estonia and Poland. Three Member States (Denmark, Greece and Cyprus) recorded a fall in the employment rate for both men and women from 2006 to 2016, while in twelve Member States (Estonia, Poland, Hungary, Sweden, Bulgaria, the United Kingdom, the Czech Republic, Slovakia, Germany, Lithuania, Austria and Malta) it has been constantly raising. The growth in those countries was stronger for women than for men, except in Estonia and Poland.

In another twelve Member States, including Croatia, the employment rate was reduced for men and at the same time rose for women (Finland, Slovenia, the Netherlands, France, Italy, Belgium, Portugal, Latvia, Ireland, Luxembourg, Spain).


As for the difference between the employment rates for men and women aged 15 to 64, in 2016 it reached -9 pp in Croatia. In 2015 it was -8.7 pp, showing a decrease compared to 2014 when it was -9.1 pp and an increase compared to 2013 when it was -8 pp.

More than two-thirds of persons aged 55 to 64 have a job in Sweden, Germany and Denmark

Increased participation of elderly workers at the labour market is another Europe 2020 target and, since 2002, the employment rate of persons aged 55 to 64 in EU has been constantly raising. Thus, it went up from 38.4% in 2002 to 55.3% in 2016.

That growth was bigger for women (from 29.1% in 2002 to 48.9% in 2016) than for men (48.2% in 2002 compared to 62.0% in 2016), which means that the gap of the employment rates between women and men aged 55 to 64 dropped from -19.1 pp to -13.1 pp.

In 2016, over half of the population aged 55 to 64 was in employment in fifteen EU Member States. The highest employment rate for this age group was observed in Sweden (75.5%), ahead of Germany (68.6%), Denmark (67.8%), Estonia (65.2%), Lithuania (64.6%), the Netherlands (63.5%) and the United Kingdom (63.4%). On the other hand, the lowest



DRŽAVNI ZAVOD ZA STATISTIKU
REPUBLIKE HRVATSKE
CROATIAN BUREAU OF STATISTICS

INTERESTING POINTS

Zagreb, May, 1st 2017.

employment rates were registered in Greece (36.3%), Croatia (38.1%), Slovenia (38.5%) and Luxembourg (39.6%).

A growth in the employment rate in the 55 – 64 age group recorded in Croatia

Observation of data on Croatia only shows that the employment rate of elderly persons in the 55 – 64 age group is increasing after all. Namely, in 2015 it was 39.2%, which is an increase of 3.0% compared to 2014 and of 1.4% compared to 2013.

The difference in the employment between men and women in Croatia for persons aged 55 to 64 amounted to -13.5 pp in 2016, which is a decrease compared to 2015 when it reached -17.5 pp.

In the EU, Croatia leads in the number of persons aged 20 to 24 who completed at least secondary education

In EU-28, the share of persons aged 25 to 64 who participated in education or training in 2015 amounted to 10.7%, while in Croatia it reached only 3.1%. Women led during 2015 in life-long training compared to men with 3.6% and 2.7%, respectively.

Nevertheless, there is something in which we can match with EU-28 and it is a share of persons aged 20 to 24 who completed at least secondary school. In 2015, there were 82.7% of such persons in EU-28, while in Croatia this percentage reached as much as 95.7%, which places us to the very top. Cyprus followed with 94.3%, then Ireland with 92.7% and Slovakia with 91.3%.